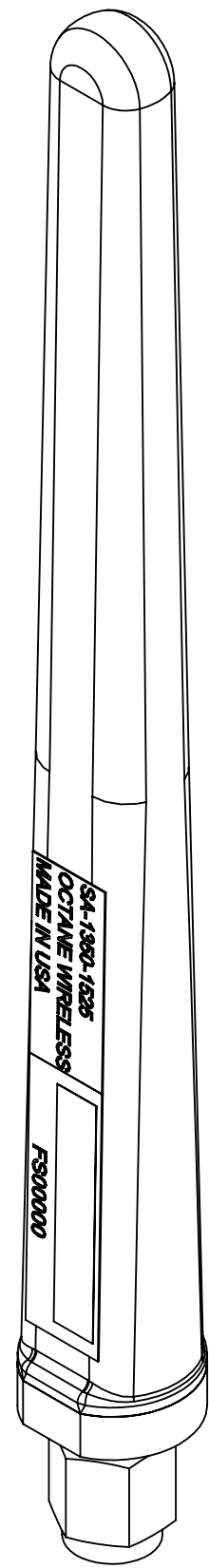


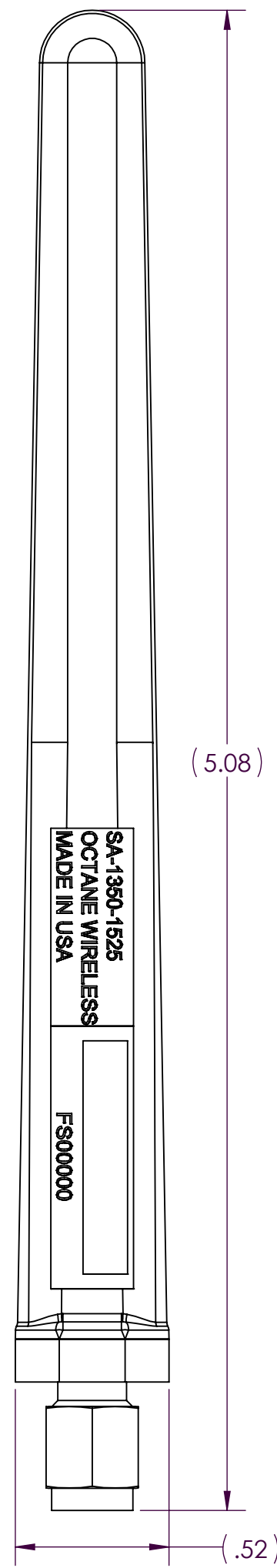
NOTES:

1. OCTANE P/N: 103896
2. TRACEABILITY: OCTANE S/N
3. ALL DIMENSIONS IN PARENTHESES ( ) ARE REFERENCE ONLY.
4. PART MARKING: OCTANE MODEL NUMBER LABEL
5. FREQUENCY RANGE: 1350-1525 MHz
6. WEIGHT: 0.45 OZ

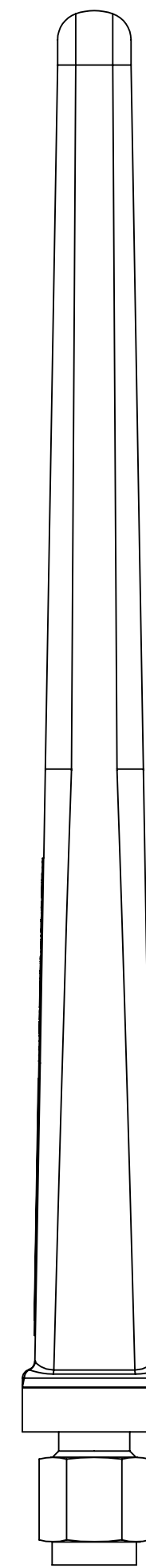
REVISIONS				
ZONE	REV.	DESCRIPTION	DATE	APPROVED
N/A	A	DWG RELEASE	08/17/2023	DJD
N/A	B	UPDATE FORMATTING, REVISION MATCH	2/13/2024	DJD



ISO VIEW

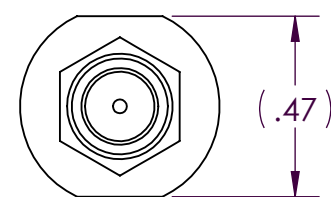


FRONT VIEW



SMA CONNECTOR, MALE

RIGHT VIEW



BOTTOM VIEW

THIRD ANGLE PROJECTION

PROPRIETARY AND CONFIDENTIAL  
THE INFORMATION CONTAINED IN THIS DRAWING IS THE SOLE PROPERTY OF OCTANE WIRELESS. ANY REPRODUCTION IN PART OR AS A WHOLE WITHOUT THE WRITTEN PERMISSION OF OCTANE WIRELESS IS PROHIBITED.

UNLESS OTHERWISE SPECIFIED: DIMENSIONS ARE IN INCHES	NAME	DATE	OCTANE WIRELESS 1340 CHARWOOD ROAD, SUITE L HANOVER, MD 21076	
TOLERANCES: TWO PLACE DECIMAL ±.010 THREE PLACE DECIMAL ±.005 ANGULAR ±1°	DRAWN	DJD		08/17/23
MATERIAL	CHECKED	AR		08/17/23
FINISH	ENG APPR.	DN		08/17/23
DO NOT SCALE DRAWING	MFG APPR.	DN		08/17/23
SEE NOTES	COMMENTS:		TITLE: ASSEMBLY, STUB ANTENNA, 1350-1525 MHz, SMA MALE CONNECTOR	
SEE NOTES	SIZE	DWG. NO.		REV
SEE NOTES	<b>C</b>	SA-1350-1525		<b>B</b>

SHEET SCALE 2:1		SHEET 1 OF 1
-----------------	--	--------------